

Ultrasound-guided Procedures for Pelvic Pain

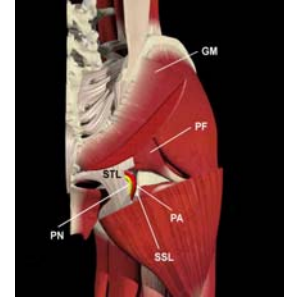
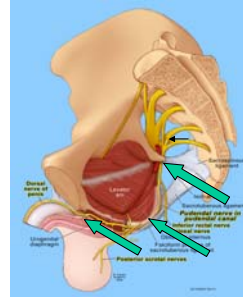


Philip Peng MBBS FRCP

Department of Anesthesia, University of Toronto
Toronto, Canada

The Aix-Lyon-Strasbourg Pelvic Pain Diagnostics and Procedures Meeting
Aix-en Provence, France
Jan 8-9, 2009

Anatomy



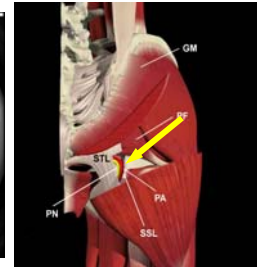
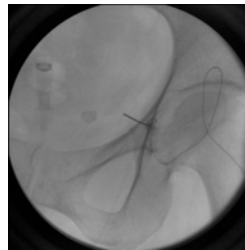
The Aix-Lyon-Strasbourg Pelvic Pain Diagnostics and Procedures Meeting

Pudendal Nerve Block

- Transvaginal route
- Transperineal route
- Transgluteal route
 - Electrophysiological
 - CT
 - Fluoroscopy
 - US

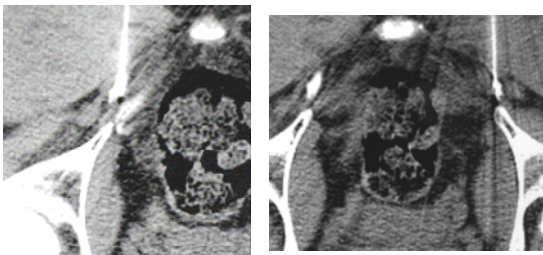
The Aix-Lyon-Strasbourg Pelvic Pain Diagnostics and Procedures Meeting

Pudendal Nerve Injection



The Aix-Lyon-Strasbourg Pelvic Pain Diagnostics and Procedures Meeting

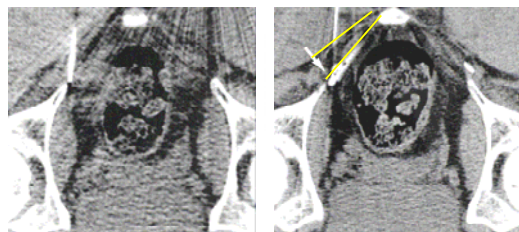
Pudendal Nerve Injection



Right needle location

The Aix-Lyon-Strasbourg Pelvic Pain Diagnostics and Procedures Meeting

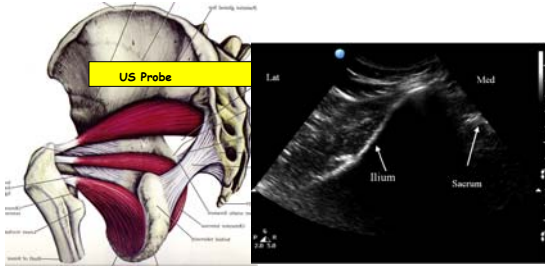
Pudendal Nerve Injection



Wrong needle position

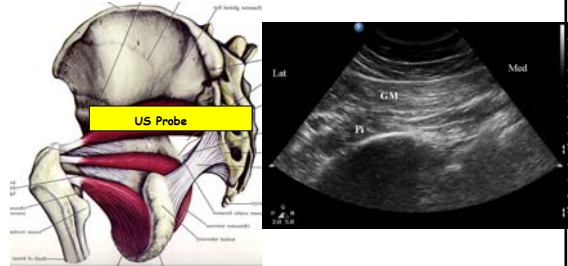
The Aix-Lyon-Strasbourg Pelvic Pain Diagnostics and Procedures Meeting

Pudendal Nerve Injection



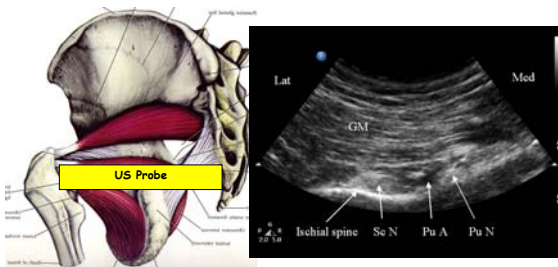
The Aix-Lyon-Strasbourg Pelvic Pain Diagnostics and Procedures Meeting

Pudendal Nerve Injection



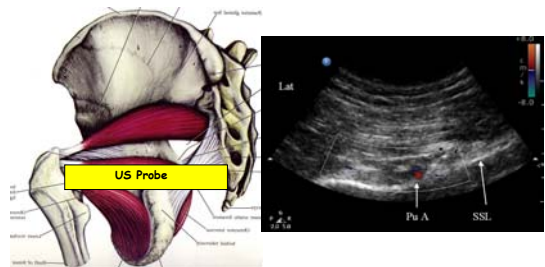
The Aix-Lyon-Strasbourg Pelvic Pain Diagnostics and Procedures Meeting

Pudendal Nerve Injection



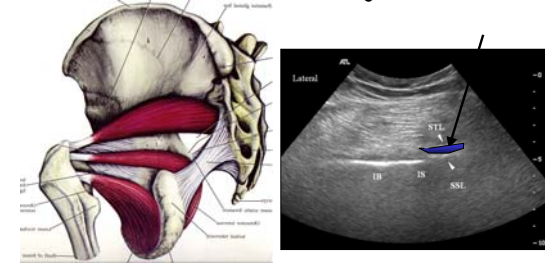
The Aix-Lyon-Strasbourg Pelvic Pain Diagnostics and Procedures Meeting

Pudendal Nerve Injection



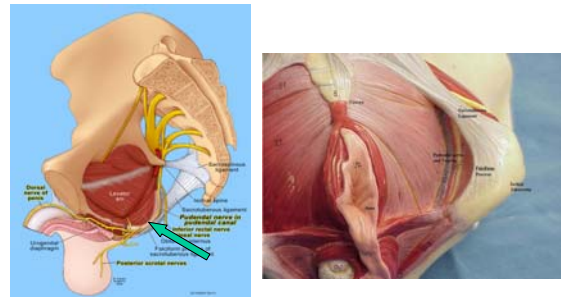
The Aix-Lyon-Strasbourg Pelvic Pain Diagnostics and Procedures Meeting

Pudendal Nerve Injection



The Aix-Lyon-Strasbourg Pelvic Pain Diagnostics and Procedures Meeting

Alcock's Canal



The Aix-Lyon-Strasbourg Pelvic Pain Diagnostics and Procedures Meeting

